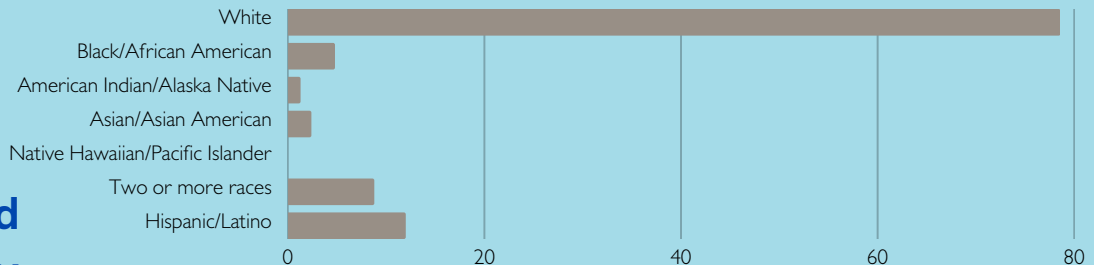


NEBRASKA

STATEWIDE DATA



Race and Ethnicity



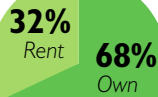
People of all races may identify as Hispanic or Latino so the percentages may not total 100

38%

Rental Cost Burden

\$912

Median Gross Rent



\$204,900

Median Home Value

52%

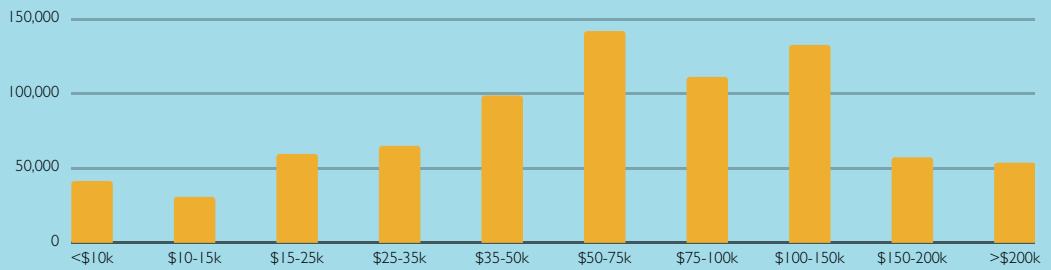
Mortgage Cost Burden

Housing

Cost burden is the percentage of one's income going toward housing expenses

\$66,817

Median Income



Income

Population by Income Group

11%

All People

13%

Children

9%

Seniors

Poverty

Percentage with incomes below the federal poverty level (\$30,000 for a family of four in 2023)

Earned Income

Child

0% 10% 20% 30%

Tax Credits Claimed

30%

20%

10%

0%

High School

Bachelor's Degree

Graduate Degree

Educational Attainment