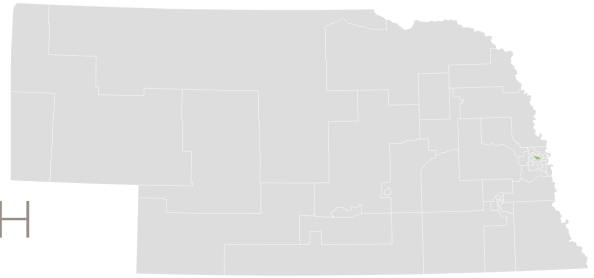
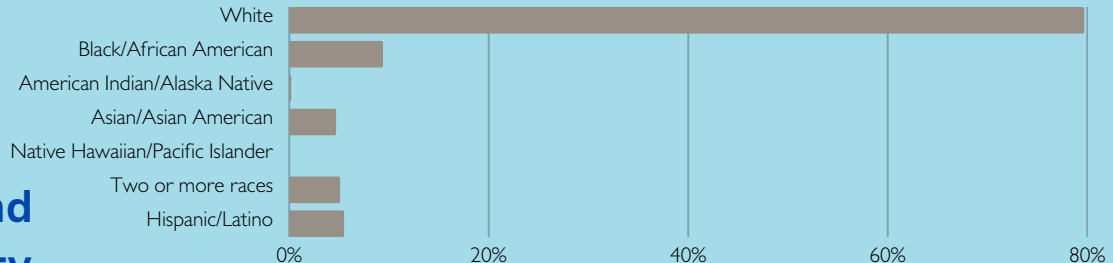


DISTRICT 6

SEN. MACHAELA CAVANAUGH



Race and Ethnicity



People of all races may identify as ethnically Hispanic or Latino so the percentages may not total 100

29%

Rental Cost Burden

\$1,038

Median Gross Rent

53% Rent
47% Own

\$210,400

Median Home Value

55%

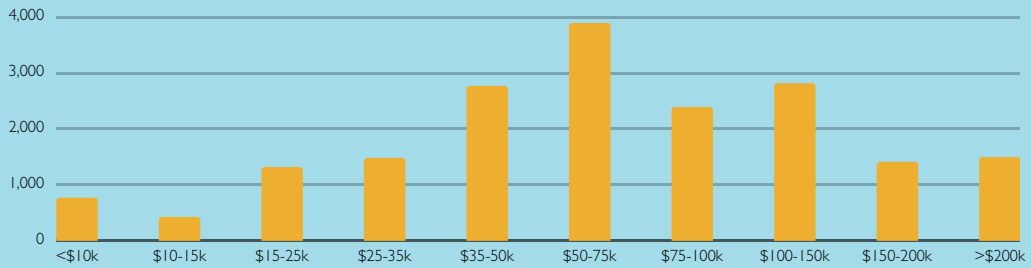
Mortgage Cost Burden

Housing

Cost burden is the percentage of one's income going toward housing expenses

\$66,037

Median Income



Population by Income Group

Income

7%

All People

9%

Children

5%

Seniors

Poverty

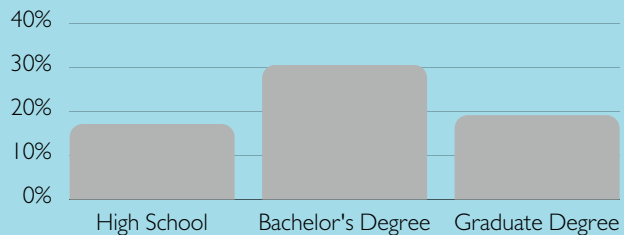
Percentage with incomes below the federal poverty level (\$30,000 for a family of four in 2023)

Earned Income

Child

0% 5% 10% 15% 20% 25%

Tax Credits Claimed



Educational Attainment