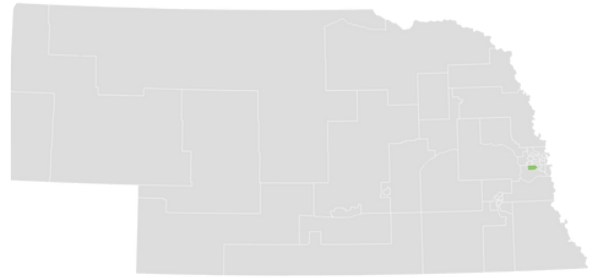
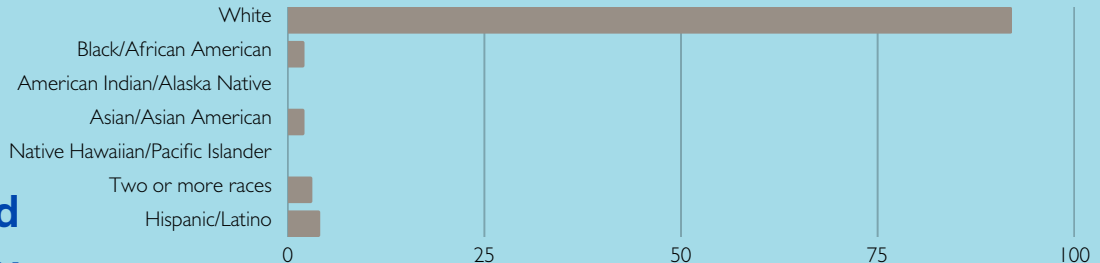


DISTRICT 49

SEN. JEN DAY



Race and Ethnicity



People of all races may identify as Hispanic or Latino so the percentages may not total 100

24%

Rental Cost Burden

\$1,179

Median Gross Rent

19% Rent
81% Own

\$238,200

Median Home Value

59%

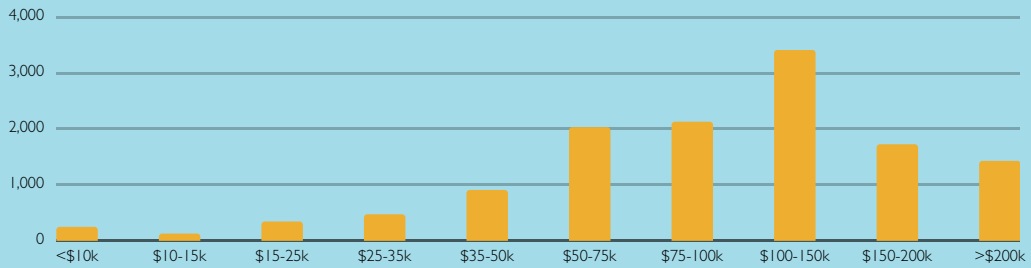
Mortgage Cost Burden

Housing

Cost burden is the percentage of one's income going toward housing expenses

\$102,360

Median Income



Population by Income Group

Income

3%

All People

3%

Children

5%

Seniors

Poverty

Percentage with incomes below the federal poverty level (\$30,000 for a family of four in 2023)

Earned Income

Child

0% 10% 20% 30% 40%

30%

20%

10%

0%

High School

Bachelor's Degree

Graduate Degree

Tax Credits Claimed

Educational Attainment