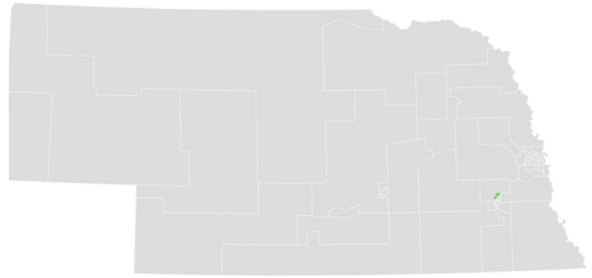



DISTRICT 46

SEN. DANIELLE CONRAD



Race and Ethnicity



People of all races may identify as Hispanic or Latino so the percentages may not total 100

42%

Rental Cost Burden

\$892

Median Gross Rent

61% Rent
39% Own

\$142,100

Median Home Value

44%

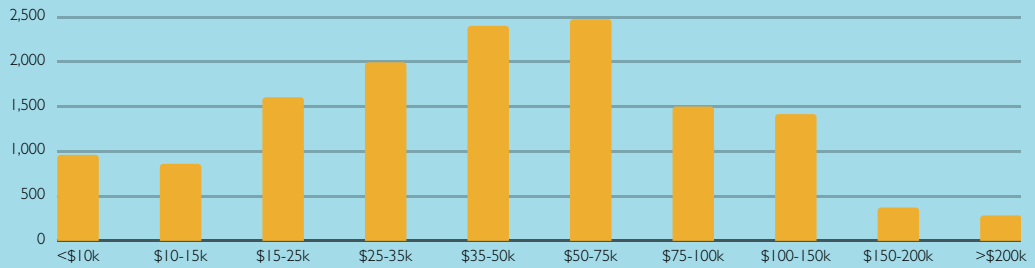
Mortgage Cost Burden

Housing

Cost burden is the percentage of one's income going toward housing expenses

\$44,024

Median Income



Population by Income Group

Income

24%

All People

25%

Children

13%

Seniors

Poverty

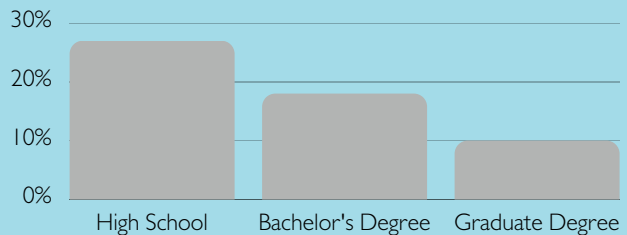
Percentage with incomes below the federal poverty level (\$30,000 for a family of four in 2023)

Earned Income

Child

0% 5% 10% 15% 20% 25%

Tax Credits Claimed



Educational Attainment