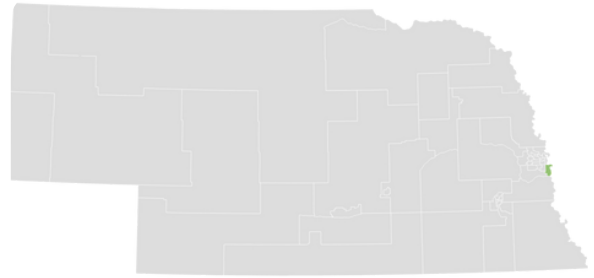
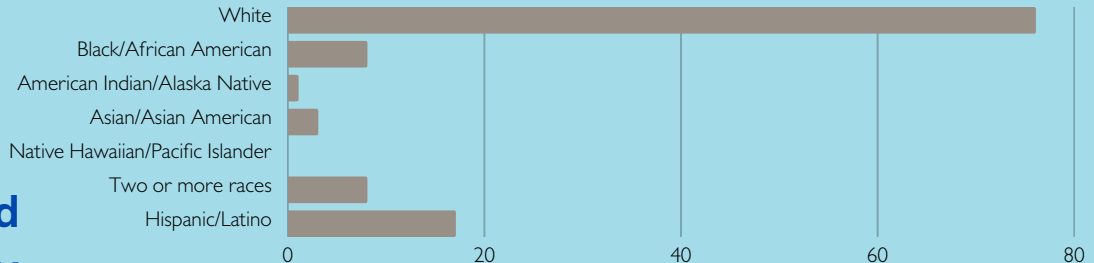


DISTRICT 45

SEN. RITA SANDERS



Race and Ethnicity



People of all races may identify as Hispanic or Latino so the percentages may not total 100

33%

Rental Cost Burden

\$978

Median Gross Rent

39% Rent
61% Own

\$177,100

Median Home Value

51%

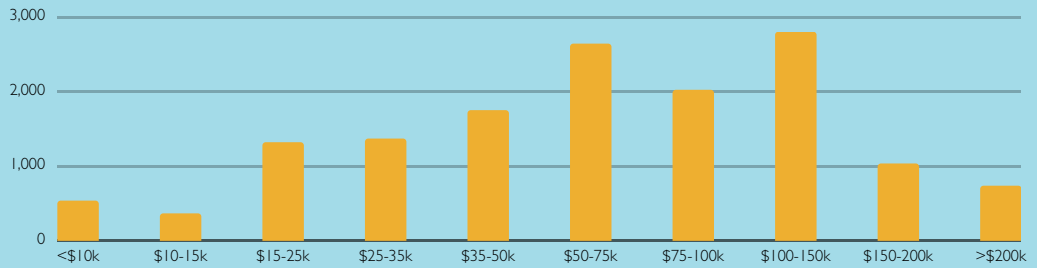
Mortgage Cost Burden

Housing

Cost burden is the percentage of one's income going toward housing expenses

\$68,281

Median Income



Population by Income Group

Income

9%

All People

11%

Children

6%

Seniors

Poverty

Percentage with incomes below the federal poverty level (\$30,000 for a family of four in 2023)

Earned Income

Child

0% 10% 20% 30%

Tax Credits Claimed

25%

20%

15%

10%

5%

0%

High School

Bachelor's Degree

Graduate Degree

Educational Attainment