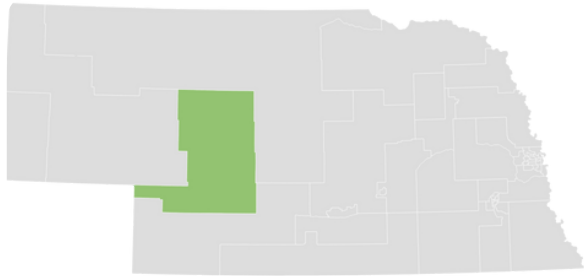
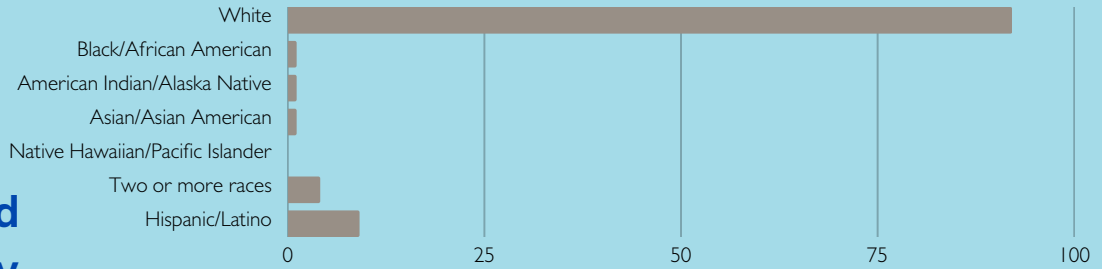


# DISTRICT 42

SEN. MIKE JACOBSON



## Race and Ethnicity



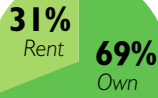
People of all races may identify as Hispanic or Latino so the percentages may not total 100

**34%**

Rental Cost Burden

**\$791**

Median Gross Rent



**\$154,100**

Median Home Value

**56%**

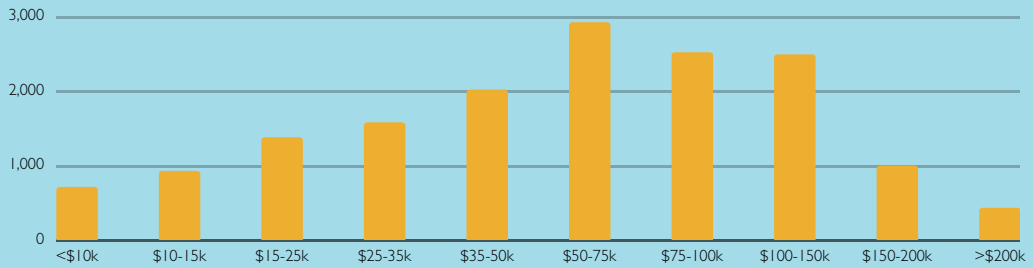
Mortgage Cost Burden

## Housing

Cost burden is the percentage of one's income going toward housing expenses

**\$60,405**

Median Income



## Income

Population by Income Group

**11%**

All People

**13%**

Children

**13%**

Seniors

## Poverty

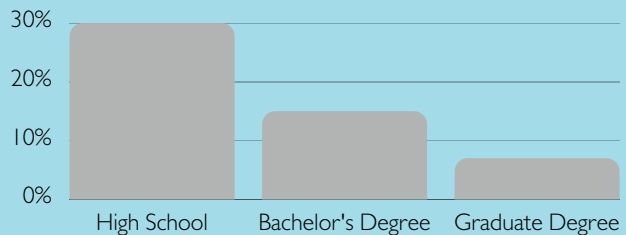
Percentage with incomes below the federal poverty level (\$30,000 for a family of four in 2023)

Earned Income

Child

0% 5% 10% 15% 20% 25%

## Tax Credits Claimed



## Educational Attainment