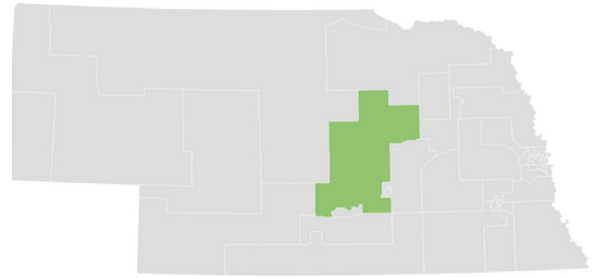
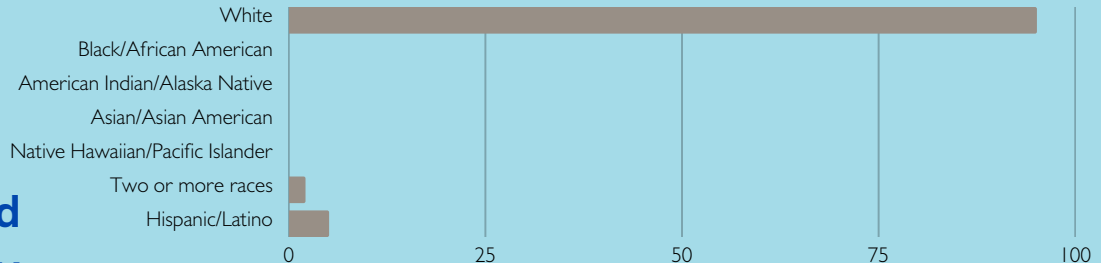


# DISTRICT 41

SEN. TOM BRIESE



## Race and Ethnicity



People of all races may identify as Hispanic or Latino so the percentages may not total 100

**22%**

Rental Cost Burden

**\$709**

Median Gross Rent

**22% Rent**  
**78% Own**

**\$153,700**

Median Home Value

**53%**

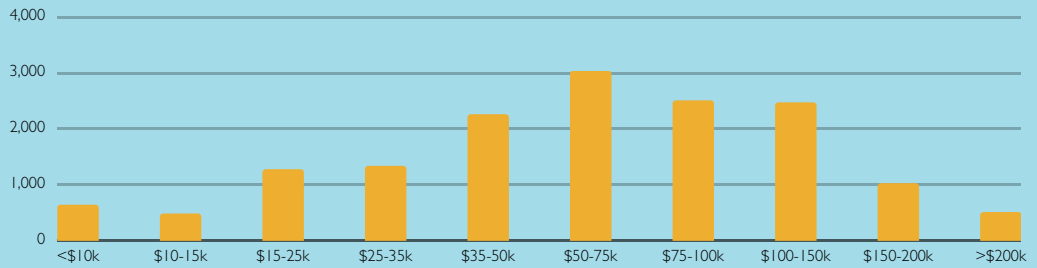
Mortgage Cost Burden

## Housing

Cost burden is the percentage of one's income going toward housing expenses

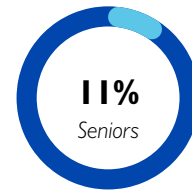
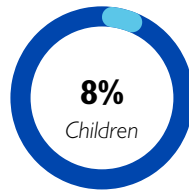
**\$63,758**

Median Income



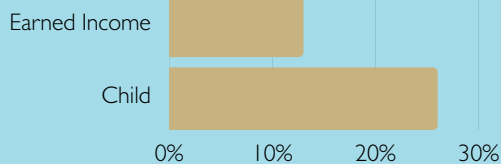
Population by Income Group

## Income

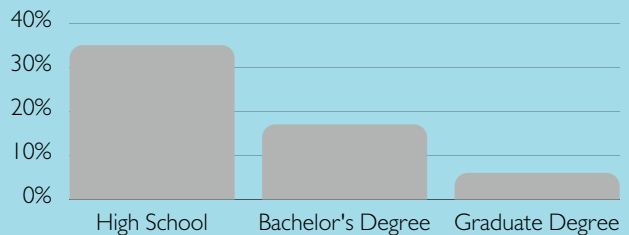


## Poverty

Percentage with incomes below the federal poverty level (\$30,000 for a family of four in 2023)



## Tax Credits Claimed



## Educational Attainment