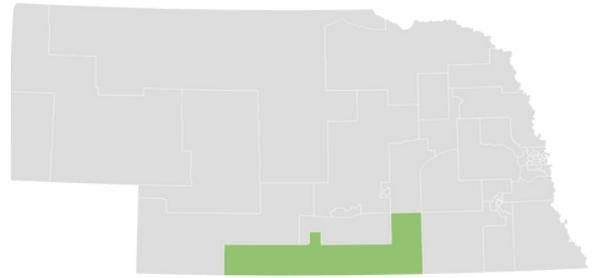
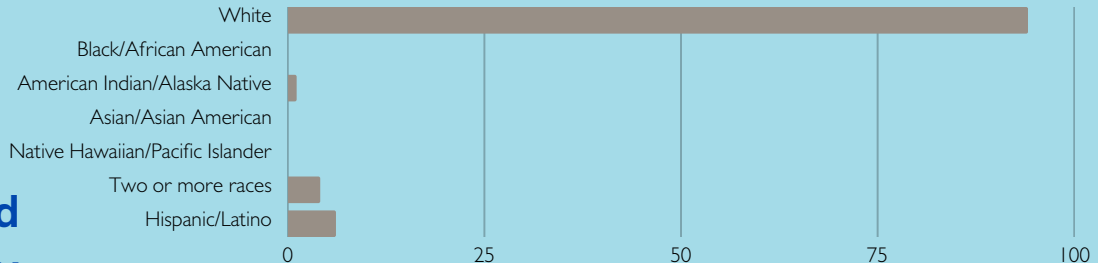


# DISTRICT 38

SEN. DAVE MURMAN



## Race and Ethnicity



People of all races may identify as Hispanic or Latino so the percentages may not total 100

**31%**

Rental Cost Burden

**\$663**

Median Gross Rent

**24%** Rent  
**76%** Own

**\$104,200**

Median Home Value

**63%**

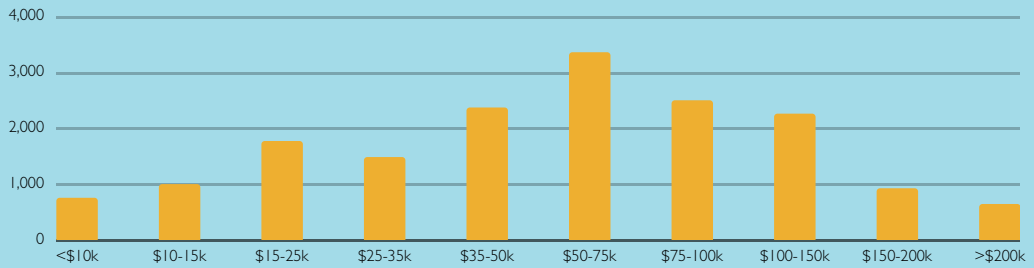
Mortgage Cost Burden

## Housing

Cost burden is the percentage of one's income going toward housing expenses

**\$57,146**

Median Income



## Income

Population by Income Group

**11%**

All People

**14%**

Children

**8%**

Seniors

## Poverty

Percentage with incomes below the federal poverty level (\$30,000 for a family of four in 2023)

Earned Income

Child

0% 5% 10% 15% 20% 25%

## Tax Credits Claimed

40%

30%

20%

10%

0%

High School

Bachelor's Degree

Graduate Degree

## Educational Attainment