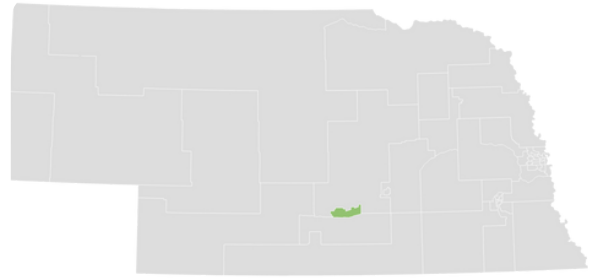
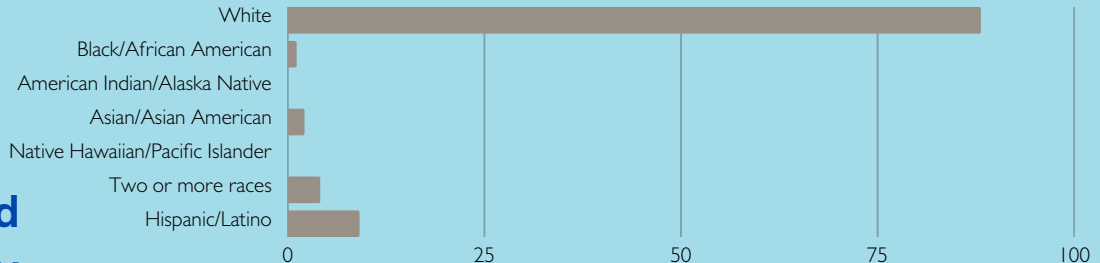


DISTRICT 37

SEN. JOHN LOWE



Race and Ethnicity



People of all races may identify as Hispanic or Latino so the percentages may not total 100

36%

Rental Cost Burden

\$850

Median Gross Rent

37% Rent
63% Own

\$190,800

Median Home Value

48%

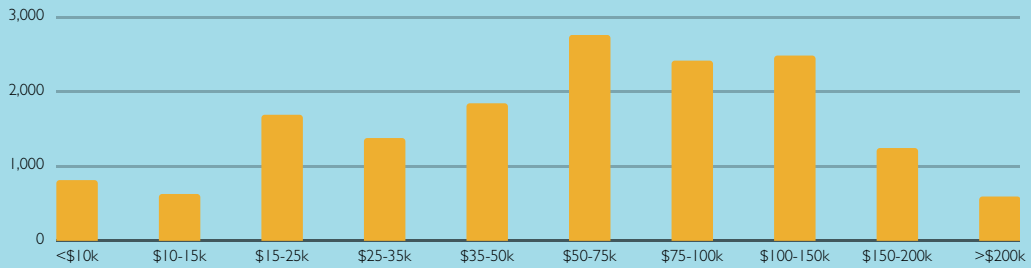
Mortgage Cost Burden

Housing

Cost burden is the percentage of one's income going toward housing expenses

\$64,294

Median Income



Income

Population by Income Group

14%

All People

12%

Children

10%

Seniors

Poverty

Percentage with incomes below the federal poverty level (\$30,000 for a family of four in 2023)

Earned Income

Child

0% 10% 20% 30%

Tax Credits Claimed

25%

20%

15%

10%

5%

0%

High School

Bachelor's Degree

Graduate Degree

Educational Attainment