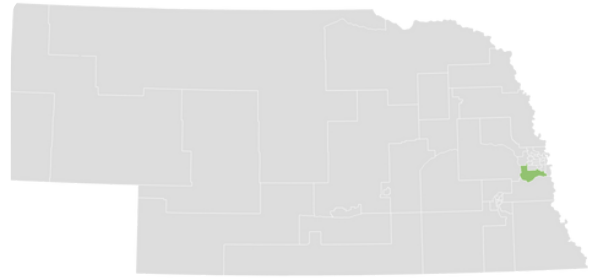
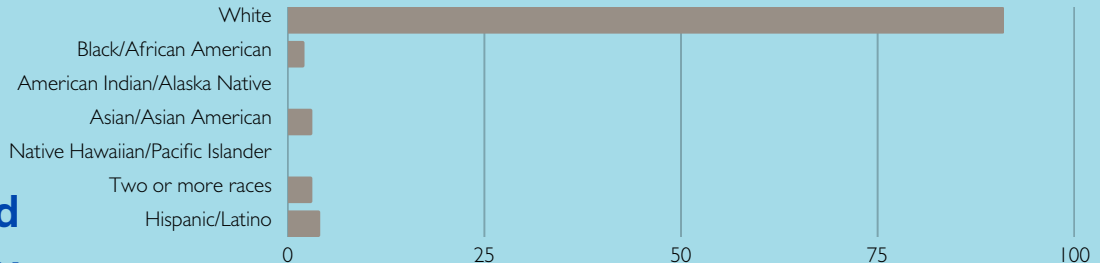


DISTRICT 36

SEN. RICK HOLDCROFT



Race and Ethnicity



People of all races may identify as Hispanic or Latino so the percentages may not total 100

27%

Rental Cost Burden

\$1,357

Median Gross Rent

13% Rent
87% Own

\$290,400

Median Home Value

57%

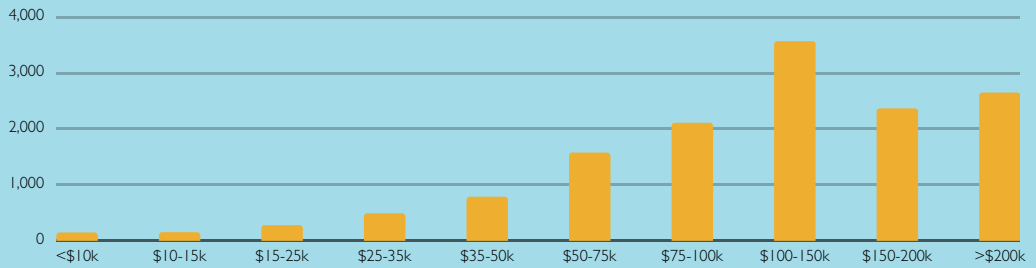
Mortgage Cost Burden

Housing

Cost burden is the percentage of one's income going toward housing expenses

\$120,262

Median Income



Income

Population by Income Group

3%

All People

2%

Children

4%

Seniors

Poverty

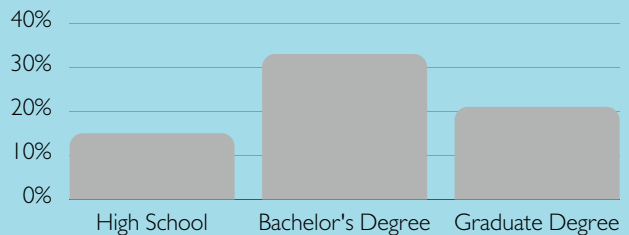
Percentage with incomes below the federal poverty level (\$30,000 for a family of four in 2023)

Earned Income

Child

0% 10% 20% 30% 40%

Tax Credits Claimed



Educational Attainment