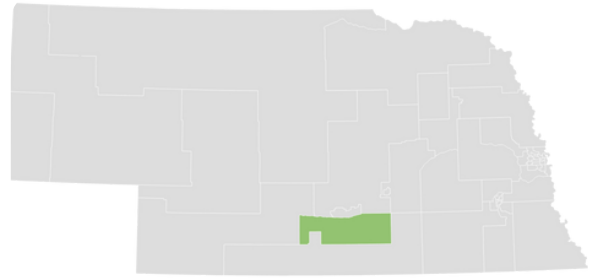
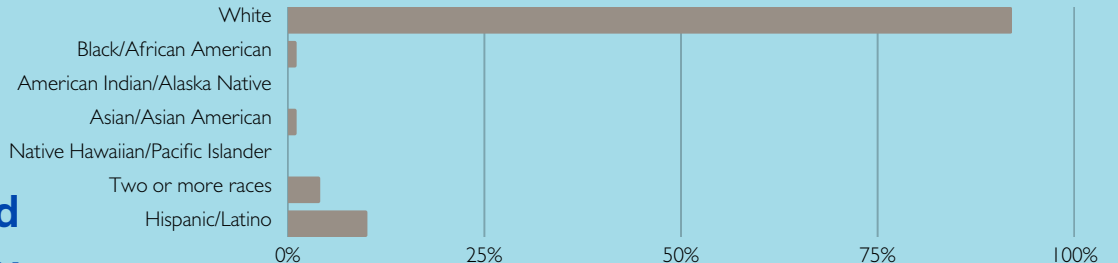


DISTRICT 33

SEN. STEVE HALLORAN



Race and Ethnicity



People of all races may identify as Hispanic or Latino so the percentages may not total 100

36%

Rental Cost Burden

\$750

Median Gross Rent

29% Rent
71% Own

\$152,100

Median Home Value

59%

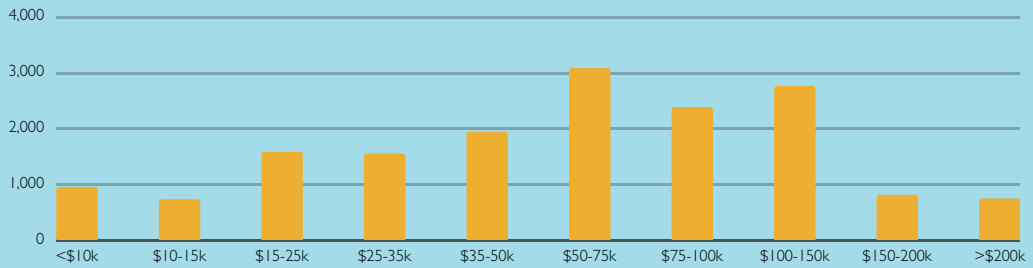
Mortgage Cost Burden

Housing

Cost burden is the percentage of one's income going toward housing expenses

\$60,868

Median Income



Income

Population by Income Group

12%

All People

15%

Children

8%

Seniors

Poverty

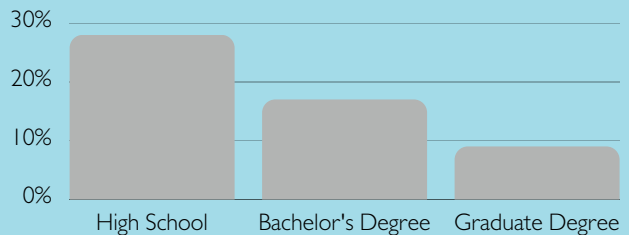
Percentage with incomes below the federal poverty level (\$30,000 for a family of four in 2023)

Earned Income

Child

0% 10% 20% 30%

Tax Credits Claimed



Educational Attainment