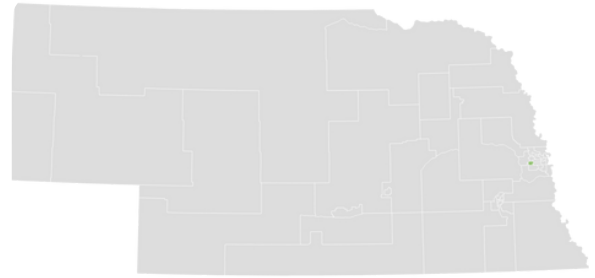
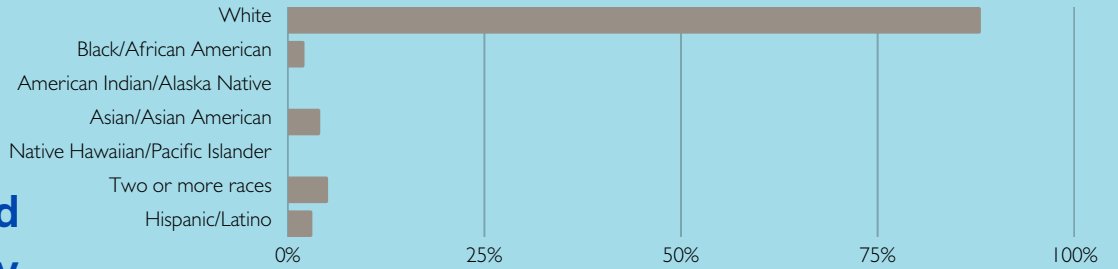


# DISTRICT 31

SEN. KATHLEEN KAUTH



## Race and Ethnicity



People of all races may identify as Hispanic or Latino so the percentages may not total 100

**29%**

Rental Cost Burden

**\$1312**

Median Gross Rent

**17%** Rent  
**83%** Own

**\$248,000**

Median Home Value

**56%**

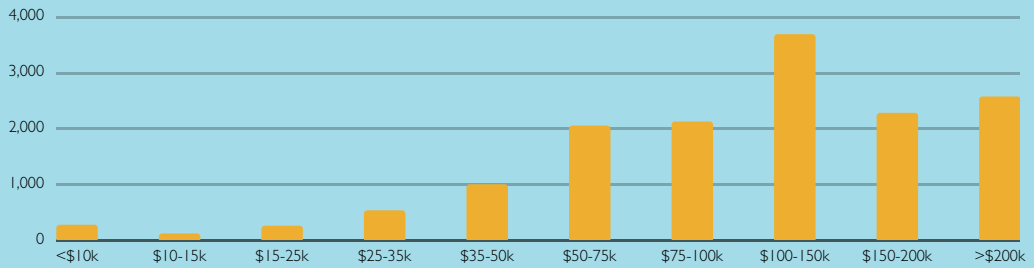
Mortgage Cost Burden

## Housing

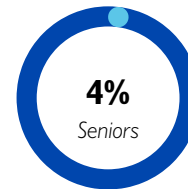
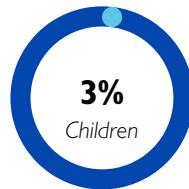
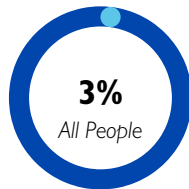
Cost burden is the percentage of one's income going toward housing expenses

**\$109,479**

Median Income

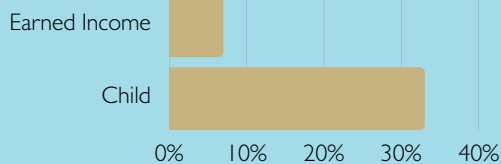


## Income

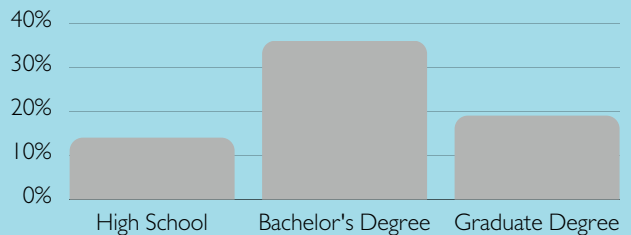


## Poverty

Percentage with incomes below the federal poverty level (\$30,000 for a family of four in 2023)



## Tax Credits Claimed



## Educational Attainment