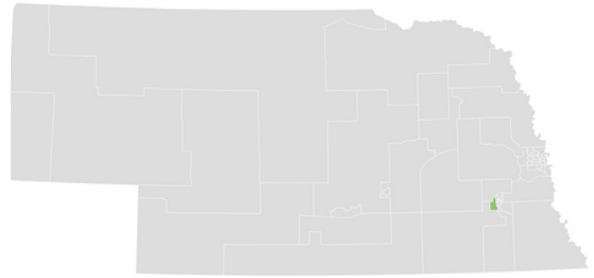
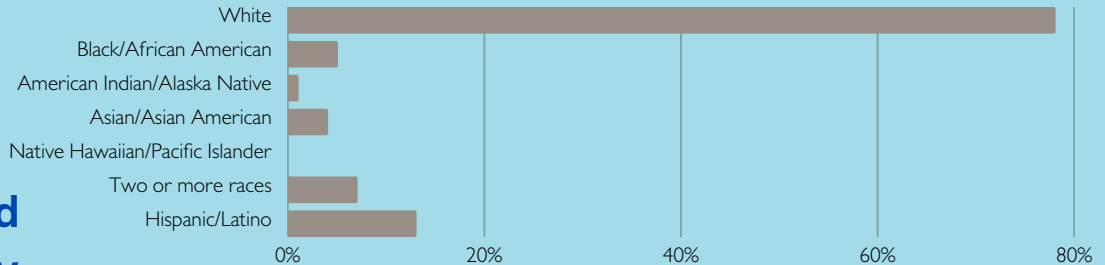


DISTRICT 27

SEN. ANNA WISHART



Race and Ethnicity



People of all races may identify as Hispanic or Latino so the percentages may not total 100

37%

Rental Cost Burden

\$1,068

Median Gross Rent

43% Rent
57% Own

\$184,000

Median Home Value

48%

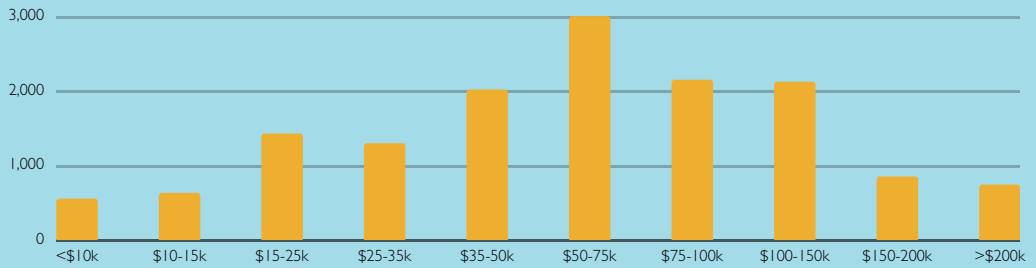
Mortgage Cost Burden

Housing

Cost burden is the percentage of one's income going toward housing expenses

\$65,148

Median Income



Income

Population by Income Group

16%

All People

16%

Children

10%

Seniors

Poverty

Percentage with incomes below the federal poverty level (\$30,000 for a family of four in 2023)

Earned Income

Child

0% 10% 20% 30%

Tax Credits Claimed

30%

20%

10%

0%

High School

Bachelor's Degree

Graduate Degree

Educational Attainment