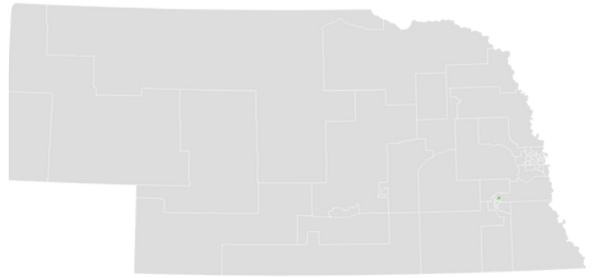
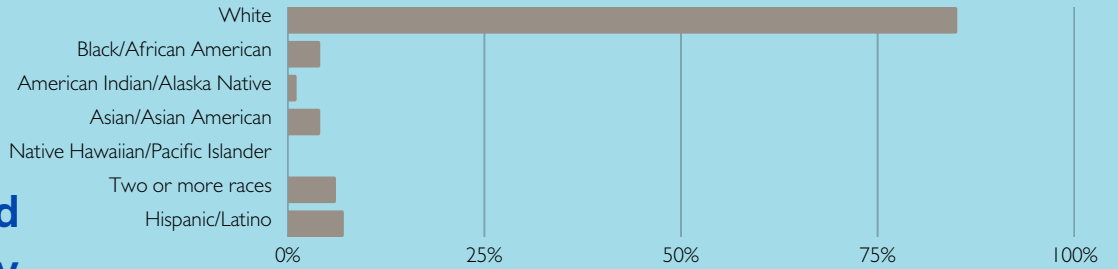


# DISTRICT 26

SEN. GEORGE DUNGAN



## Race and Ethnicity



People of all races may identify as Hispanic or Latino so the percentages may not total 100

**33%**

Rental Cost Burden

**\$885**

Median Gross Rent

**47% Rent** **53% Own**

**\$149,500**

Median Home Value

**53%**

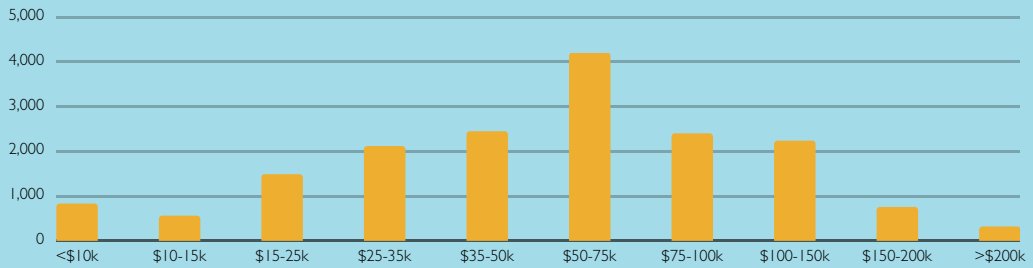
Mortgage Cost Burden

## Housing

Cost burden is the percentage of one's income going toward housing expenses

**\$58,122**

Median Income



Population by Income Group

## Income

**14%**

All People

**17%**

Children

**7%**

Seniors

## Poverty

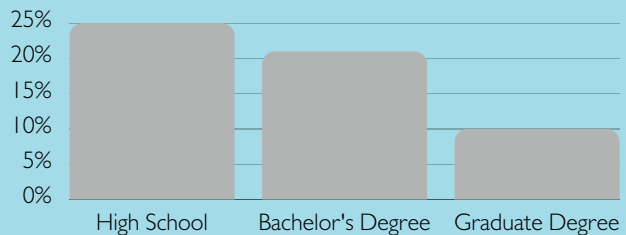
Percentage with incomes below the federal poverty level (\$30,000 for a family of four in 2023)

Earned Income

Child

0% 5% 10% 15% 20% 25%

## Tax Credits Claimed



## Educational Attainment