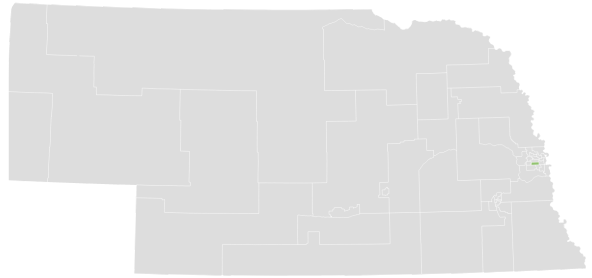
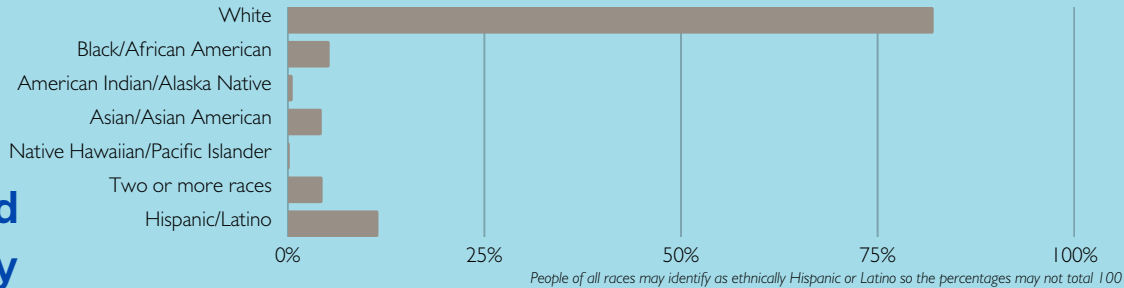


DISTRICT 12

SEN. MERV RIEPE



Race and Ethnicity



35%

Rental Cost Burden

\$943

Median Gross Rent

47% Rent **53% Own**

\$171,500

Median Home Value

53%

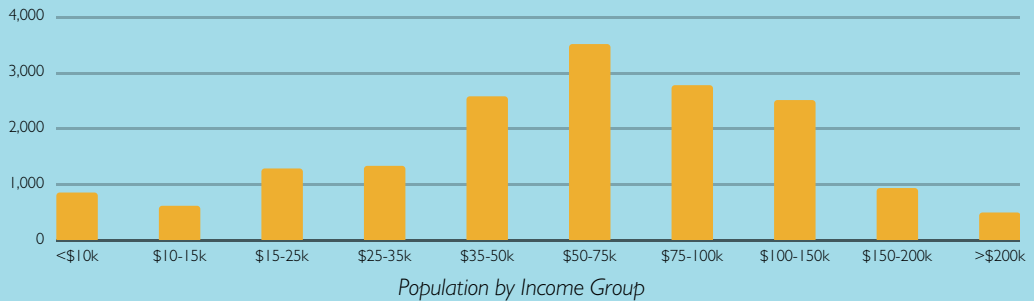
Mortgage Cost Burden

Housing

Cost burden is the percentage of one's income going toward housing expenses

\$63,211

Median Income



Income

9%

All People

10%

Children

9%

Seniors

Poverty

Percentage with incomes below the federal poverty level (\$30,000 for a family of four in 2023)

Earned Income

Child

0% 5% 10% 15% 20% 25%

30%

20%

10%

0%

High School

Bachelor's Degree

Graduate Degree

Tax Credits Claimed

Educational Attainment